

STONE


# Geocentric Stone

Item  
cm


Geocentric  
Stone  
30x60




HD3F126



HD3F127



HD3F128



HD3F129

# Geocentric Stone

**HD3F128**

Dark Grey 30x60cm / 11.8x23.6"





Geocentric Stone 30x60cm / 11.8x23.6"


Natural

R10

P4




**HD3F126**  
Arctic Grey



**HD3F128**  
Dark Grey










**HD3F127**  
Light Grey



**HD3F129**  
Black

# Technical Specifications

PACKING LIST	Pcs Per M <sup>2</sup>	Pcs Per Box	Weight Per Box	Boxes Per PLT
30x60 CM / 11.8x23.6"	5.56	9	28.8	32

	 Water Absorption(%)	 Length (mm)	 Width (mm)	 Thickness (mm)	 Surface Flatness (mm)	 Abrasion Wear	 Breaking Strength(N)
30x60 CM / 11.8x23.6"	≤ 0.5	± 0.3	± 0.3	± 0.3	+0.6~-0.2	Minimum class 3	S≥1800N / R≥38N/mm <sup>2</sup>

